



BOARDROOM & MEETING TABLES





ABOUT US

We are one of the leading independent UK office interior fit-out specialists and office furniture suppliers conveniently located in Leamington Spa – Warwickshire, enabling us to provide our services nationwide.

We are office interior specialists providing a diverse range of high quality office furniture and innovative design to suit small budget installations to high-profile head office fit-outs.

Our portfolio of services covers every aspect of interior fit-out and design, including space planning, internal partition systems, suspended ceilings, voice and data cable management, mezzanine floors and flooring – just to name a few!

We handle everything from initial consultation through to implementing the finished design meaning you only have one point of contact.

All our furniture is designed and manufactured in the West Midlands. We pride ourselves on providing an exceptionally high standard of service for all our customers to ensure your project is completed on time, on budget and to the highest level of excellence.

OUR ACCREDITATIONS





EXECUTIVE BOARDROOM TABLES

Pure Office Solutions offers a range of exceptional conference tables for executive offices and boardrooms.

Our executive tables are of superior quality and workmanship. Each table is made to order to your individual specification. They each come in a generous palette of natural timber veneers (see page 14), with a choice of edge profiles and optional feature inlays (see page 16), plus a wide selection of attractive and functional cable management solutions (see page 11).

Tables range to seat from 8-16 people comfortably. Other sizes can be provided if required.

We can also provide coordinating seating and storage.



Barrel Shape table with Aero edged Natural Walnut veneer top on a White Wing Base, featuring lift-out tiles cable management.



Twin Square Column Base



Arrowhead Base



Square Base



Box Base



EXECUTIVE BOARDROOM TABLES SHAPE OPTIONS

RECTANGULAR



STANDARD SIZE OPTIONS (mm):
2500x1200, 3000x1200, 3500x1200,
4250x1500 or 5000x1500

BARREL



STANDARD SIZE OPTIONS (mm):
2500x1200, 3000x1200, 3500x1200,
4250x1500 or 5000x1500

D-END



STANDARD SIZE OPTIONS (mm):
2500x1200, 3000x1200, 3500x1200,
4250x1500 or 5000x1500

OVAL



STANDARD SIZE OPTIONS (mm):
2200x1200 or 3000x1500

CIRCULAR



STANDARD SIZE OPTIONS (mm):
800 diam, 1000 diam or 1200 diam

TABLES CAN BE MADE TO ANY SIZE YOU REQUIRE. CONTACT US FOR MORE DETAILS.



EXECUTIVE BOARDROOM TABLES BASE OPTIONS

WING



Cable Routing Through Base as Standard

BOX



Cable Routing Through Base as Standard

TWIN SQUARE



Polished Chrome

COLUMN



Cable Routing Through Base as Standard

SQUARE



Cable Routing Through Base as Standard

ARROWHEAD



Cable Routing Through Optional Cloaking Panel

PEDESTAL



Circular Tables Only. Polished Stainless Steel





LIGNI TABLES

Ligni combines clean elegant lines with great practicality and modern design. Tables are offered in Rectangular, Square or Circular shapes with Timber base. Tables are available in sizes from 800x800mm to 5000x1500mm and diameters from 1000mm to 1800mm. Finish options include Veneer or MFC, as well as in our NEW 3D MFC and PerfectSense finishes. Ligni also offers alternative edge options for an ultra-modern look. We can also offer matching storage and seating if required.



Rectangular Shape table with contrasting edged Light Grey PerfectSense Matt top. featuring hinged flaps tiles cable management.



Ligni High Table with Matching Stools



Ligni Circular Table



CONFERENCE & MEETING TABLES

We offer an extensive choice of meeting and conference tables in a wide range of sizes and top shapes.

We offer 12 different base styles and finishes include steel, aluminium and timber.

Comprehensive cable management options give convenient and discreet access to sockets, and cables can be routed to floor level via concealed conduits.

Tables are offered as standard in lengths from 800mm up to 5000mm and diameters up to 1800mm.

Tops can be finished in top quality veneer or MFC, as well as in our NEW 3D MFC and PerfectSense finishes.

We can also provide coordinating seating and storage.



Barrel Shape table with Natural Walnut MFC top on a Polished Aluminium Eclipse Base.



Pedestal Base



Box Base



Eclipse Base with Glass Top



CONFERENCE & MEETING TABLES SHAPE OPTIONS

SQUARE



STANDARD SIZE OPTIONS (mm):
1000x1000, 1200x1200 or 1600x1600

CUSHION



STANDARD SIZE OPTIONS (mm):
1000x1000, 1200x1200 or 1600x1600

RECTANGULAR



STANDARD SIZE OPTIONS (mm):
2500x1200, 3000x1200, 3500x1200,
4000x1200, 4000x1500, 4500x1200,
4500x1500, 5000x1200 or 5000x1500

BARREL



STANDARD SIZE OPTIONS (mm):
2500x1200, 3000x1200, 3500x1200,
4000x1200, 4000x1500, 4500x1200,
4500x1500, 5000x1200 or 5000x1500

D-END



STANDARD SIZE OPTIONS (mm):
2500x1200, 3000x1200, 3500x1200,
4000x1200, 4000x1500, 4500x1200,
4500x1500, 5000x1200 or 5000x1500

PEAR SHAPE



STANDARD SIZE OPTIONS (mm):
2000x1500, 2500x1500, 3000x1500,
3500x1500, 4000x1500, 4500x1500 or
5000x1500

OVAL



STANDARD SIZE OPTIONS (mm):
2200x1200 or 3000x1500

CIRCULAR



STANDARD SIZE OPTIONS (mm):
1000 diam, 1200 diam or 1500 diam

TABLES CAN BE MADE TO ANY SIZE YOU REQUIRE. CONTACT US FOR MORE DETAILS



CONFERENCE & MEETING TABLES BASE OPTIONS

ARROWHEAD



Cable Routing Through Optional Cloaking Panel



I-BASE



Cable Routing Through Base as Standard.
Available in Slate, Black, White or Zinc

T-BASE



Available in Zinc, White or Polished Chrome

V-BASE



Available in Zinc, White or Black

DOUBLE-T



Cable Routing Through Base as Standard.
Available in Zinc, White or Polished Chrome

PANEL



Cable Routing Through Cable Risers as Standard

PEDESTAL



Polished Chrome

ECLIPSE




Available in Zinc, White, Black or Polished
Aluminium



CONFERENCE & MEETING TABLES BASE OPTIONS.....continued

BOX



Cable Routing Through Base as Standard.

CRUCIFORM



Available in Slate, Black, White or Silver

SLIMLINE



Available in Slate, Black, White or Silver

ROUND TUBULAR



Available in Zinc, Slate, White or Black



HiRise – HEIGHT ADJUSTABLE MEETING TABLES

Built to last, HiRise features meeting tables on sturdy steel frames with Variable Shim Technology, for optimum stability at any height.

A soft start/stop avoids any jerky movement, while anti-collision programming guards against accidental injury or damage. Sensing an obstruction, an automatic cut-off stops and reverses the top.

Tops available in all standard MFC and Veneer finished, with either cable access ports or lift-out tiles cable management.

Tables are offered as 2200mm, 2500mm or 2800mm

We can also provide coordinating desks, seating and storage.



Simple to use controls



Adjusts from 700mm to 1130mm High



Height Adjustable Desks also available


CABLE MANAGEMENT OPTIONS

LIFT-OUT TILES WITH CABLE TRAY


MFC OR VENEER




BLACK MIRROR GLASS



WHITE GLASS



FROSTED GREEN GLASS



ACCESS PORTS

SLATE, ZINC, BLACK, WHITE OR CHROME



HINGED FLAPS WITH CABLE TRAY

SINGLE



DOUBLE



FLIP-TOP SOCKET



POP-UP SOCKET



CABLE SPINE



Box and I-Frame cables route through the base as standard.

Panel base can have optional cable risers. Arrowhead base can be fitted with optional cloaking panels. Round, Square and Wing bases can also have optional cable routing.

T-base and Pedestal bases, cables route to the cable tray independently using a cable spine.

Lift-out tiles and Hinged Flaps are not available on Eclipse leg tables.

HiRise Tables can only have Access Ports or Lift-out Tiles Cable Management.



FINISH OPTIONS

All our tables come in a range of different finishes.

- Executive tables come in Veneer finish as standard.
- Ligni tables come in PerfectSense finish as standard.
- Conference and meeting tables are available in MFC or Veneer.
- HiRise are available in MFC or Veneer

We also offer 3D MFC, High Gloss Lacquer and Designer/Exotic finishes for an additional cost.

These can be used either alone or in a combination with MFC or Veneer to create a contemporary look.



WHAT IS MFC?

MFC (Melamine Faced Board) is a man-made product that offers a realistic likeness of natural timber. The main advantage of melamine faced chipboard is that it does not require any finishing. MFC is very hardwearing and comes in a variety of traditional and modern finishes. A durable material, MFC can last for many years with the minimum of maintenance, and providing the edges are not exposed to heat or damp, it will remain smooth and it is extremely tough.

- Wood grain MFC offers a realistic likeness of natural timber at an attractive cost.
- MFC provides consistency of colour and structure and a perfect colour match between panels.

WHAT IS VENEER?

Veneer is thinly cut pieces of real wood that is laid on a wooden board. The thickness of the veneer is approx. 2mm. Veneer wood furniture begins with thin layers of wood glued together with the grain at right angles over a thick core. This crisscross design reduces the chances of splitting or cracking. Since veneer is glued with a waterproof adhesive to a stable substrate it produces surfaces not prone to warp or splitting or seasonal movement. Veneers give the look, feel and smell of real wood and will mature and mellow over time.

- Bring greater individuality and warmth to each item of furniture.
- The beauty of the natural variations in hue, grain and figure make each piece unique.

The veneer finishes look fantastic, but they require a lengthy preparation and finishing process and therefore carry a price premium. They are also very delicate.

In general, veneer tables are double the cost of the MFC ones.

3D MFC Finishes - features a relief imprint that recreates the physical structure of the grain and figure, synchronised with the visual appearance of the wood, creating an exceptionally realistic reproduction of natural timber.

High Gloss Lacquer Finishes - create a contemporary look either alone or in combination with veneer or MFC.

PerfectSense Matt Finishes - features a warm velvety surface with anti-fingerprint properties that prevents unsightly smudges and smears.



MFC COLOUR OPTIONS

WOOD SAMPLES AVAILABLE ON REQUEST

BEECH (BB)



MAPLE (GM)



NATURAL OAK (NO)



NATURAL WALNUT (WN)



AMERICAN WALNUT (AW)



ZEBRANO SAND (ZS)




ZEBRANO (ZB)




SLATE (SL)



BLACK (BK)




WHITE (WH)




CONCRETE (CC)




ZINC (ZN)




DUST GREY (DG)



FLAT WHITE (WI)



CARBON GREY (CG)





3D MFC – HALIFAX OAK

WOOD SAMPLES AVAILABLE ON REQUEST

TOBACCO HO (HT)



NATURAL HO (HN)



WHITE HO (HW)



VENEER COLOUR OPTIONS

WOOD SAMPLES AVAILABLE ON REQUEST

CHERRY (CY)



LIGHT OAK (LO)



MACASSAR GOLD (MG)



MACASSAR TAN (MT)



MAPLE (MA)



NATURAL WALNUT (NW)



SMOKED OAK (SO)




WENGE (WE)



PERFECTSENSE MATT COLOUR OPTIONS

WOOD SAMPLES AVAILABLE ON REQUEST

BLACK (FB)




SLATE (FS)




DUST GREY (FD)



STONE GREY (FT)



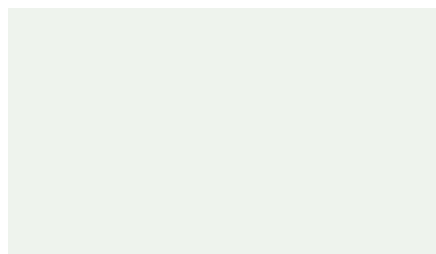
CASHMERE GREY (FM)




LIGHT GREY (FL)



PREMIUM WHITE (FW)



ALPINE WHITE (FA)





DESIGNER COLOUR OPTIONS (PREMIUM FINISH)

SUNSHINE



FLAME



CHILLI RED



OXIDE RED



ROSE PINK




RASPBERRY PINK



LIME GRASS




MAMBA



OXIDE GREEN



DUSK BLUE



OCEAN



PETROL



ROYAL BLUE




MIDNIGHT BLUE



CAPRI BLUE




MARMARA BLUE



SMOKE BLUE




BRUSHED
ALUMINIUM



METAL FINISHES


BLACK (BK)




WHITE (WH)



SLATE (SL)



ZINC (ZN)





EXECUTIVE BOARDROOM TABLES OPTIONAL EXTRAS

EDGE PROFILES FOR EXECUTIVE BOARDROOM TABLES ONLY

We offer the additional option of changing the edge profile for your boardroom table. Options are detailed below:

RADIUS MDF



CHAMFER MDF



SQUARE/LIPPED/PRO



THIN EDGE (10mm)



RADIUS SOLID



SQUARE SOLID



AREO SOLID*



50mm SQUARE



* Areo edge adds 60mm to the width and depth of tables.

We can also offer contrasting edge/top combinations with all our solid edges. For example, Maple top with a Solid Natural Walnut edge for an ultra-modern look.

CUSTOM VARIATIONS

In addition, we offer a specialist bespoke service crafting custom items to your specifications. These may be variations of standard items, for example incorporating inlays and/or exotic veneers, or wholly unique one-off pieces. We can offer a wide variety of different detail line designs and materials, inlays may be any shape or size, and we can even inlay text or logos. For more information please contact us.



LEAD TIMES

All our tables are made to order and manufactured in the UK. Lead times vary depending on the table, base and finish colours.

Lead times are only approximates as advised by the manufacturer.

TABLE DESCRIPTION	APPROX. LEAD TIME
EXECUTIVE BOARDROOM TABLE	4-5 WEEKS
EXECUTIVE BOARDROOM TABLE WITH CABLE MANAGEMENT	4-5 WEEKS
LIGNI TABLE	4-5 WEEKS
LIGNI TABLE WITH CABLE MANAGEMENT	4-5 WEEKS
CONFERENCE TABLE	3-4 WEEKS
CONFERENCE TABLE WITH CABLE MANGEMENT	4-5 WEEKS
CONFERENCE TABLE ON V-BASE OR ECLIPSE BASE	4-5 WEEKS

ALL TABLES COME WITH A 10 YEAR GUARANTEE

STORAGE IDEAS



FOR MORE INFORMATION PLEASE CONTACT US



SEATING IDEAS



FOR MORE INFORMATION PLEASE CONTACT US